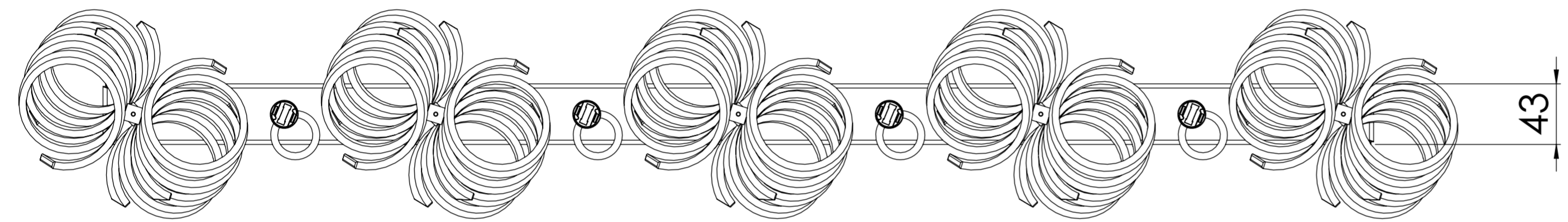



Struttura in metallo dorato o cromato / Gold or Chrome Frame

n.4 x max 40W G9 Led compatibile

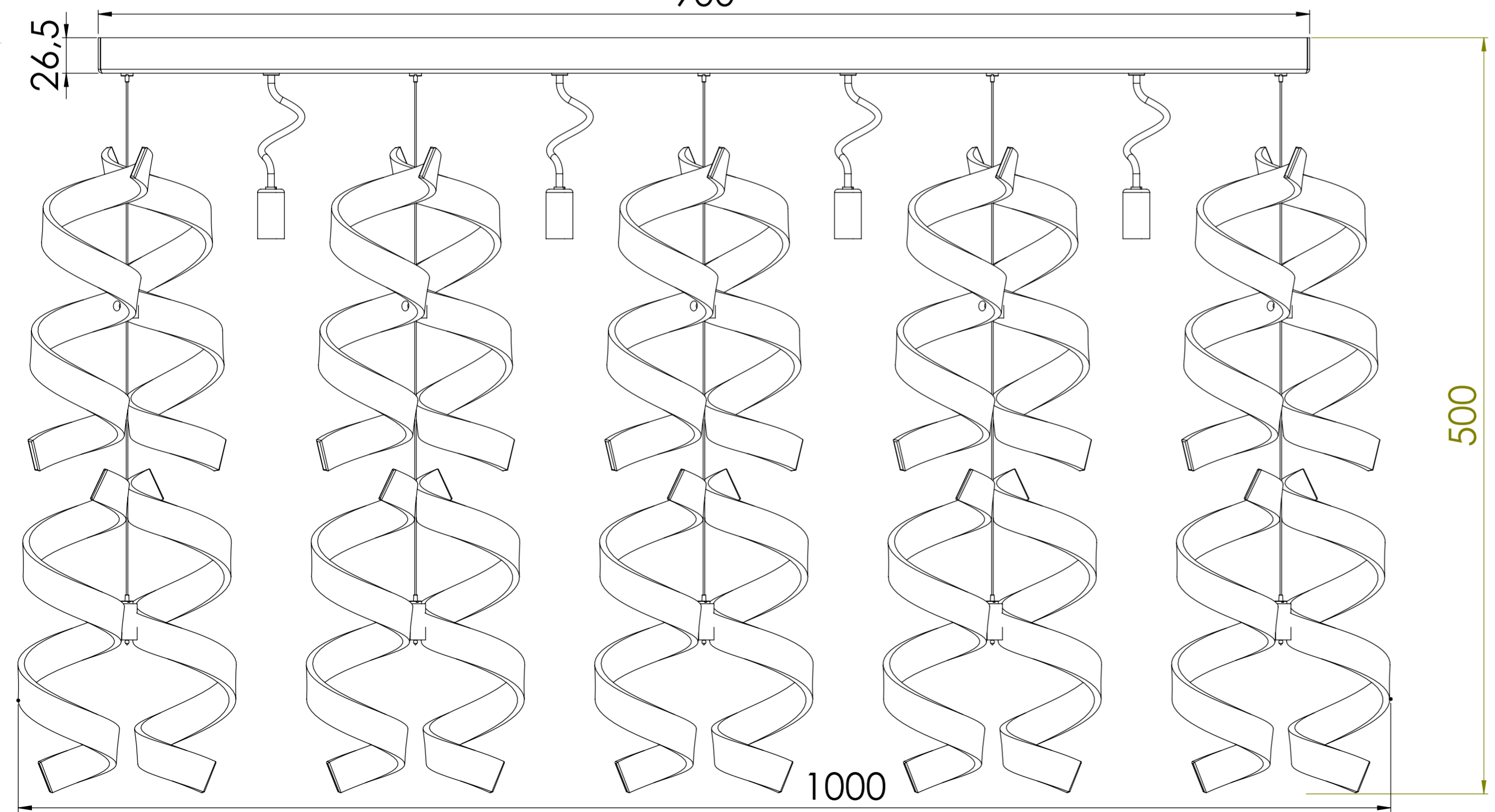
N.12 riccioli in vetro cristallo-colorato o foglia metallo / N.12 crystal or coloured or leaf metal glass element

Peso netto/ Weight Net 4,5Kg
Peso con imballo/ Weight box 5,5Kg
Volume 0,04m³



43

900



















26,5

500

1000

METAL LUX

Cod. Glass color		Cod. Metal	
	76.108.01 Crystal		205 Gold 24k
	76.108.02 White		76.108.03 Black
	76.108.04 Cherry		76.108.05 Lilla
	76.108.06 Amber		76.108.07 Satin
	76.108.08 Blue		76.108.09 Yellow
	76.108.10 Magenta		76.108.11 Orange
	76.108.12 Orange		76.108.13 Gold
	76.108.14 Copper		76.108.15 Silver

UNLESS OTHERWISE SPECIFIED: DIMENSIONS ARE IN MILLIMETERS				FINISH:		DEBUR AND BREAK SHARP EDGES		DO NOT SCALE DRAWING		REVISION	
SURFACE FINISH:								METALLUX LIGHT		TITLE: ASTRO - Sospensione / Hanging Lamp	
TOLERANCES:											
LINEAR:								DWG NO.		A2	
ANGULAR:								205254-206254			
DRAWN:	NAME	SIGNATURE	creation DATE	save DATE							
CHK'D:	cristino		05/11/2015	28/02/2019							
APP'VD:	luligi										
MFG:											
Q.A:	1				MATERIAL:						
						WEIGHT Kg:		4,5 Netto/Net		SCALE:1:5	
										SHEET 1 OF 1	